













**Toggle Switches**  
**BUYER'S GUIDE**  
**03-13-2014**

**TOGGLE SWITCHES**
**03-13-2014**

<u>FTC#</u>	<u>Image</u>	<u>Amperage Rating</u>	<u>Connector Gender</u>	<u>Number of Positions</u>	<u>Switch Mounting Type</u>	<u>Term Gender</u>	<u>Term QTY</u>	<u>Term Type</u>	<u>Duty Rating</u>	<u>Misc.</u>
TS1		35 Amps	Male	2-On/Off	Screw-in	Male	2	Blade/Screws	35 amps @ 6 volts 20 amps @ 12 volts	On-Off face plate
TS2		3 Amps @ 250 volts/6 Amps @ 125 volts	Male	2-On/Off	Screw-in	Male	2	Screws	6 amps @ 125 volts 3 amps @ 250 volts	On-Off face plate
TS3		50 Amps	Female	2-On/Off	Mounting Hole 15/32"	Male	2	Screws	50 amps @ 24-54 volts	On-Off face plate
TS4		50 Amps	Male	2-On/Off	Screw-in	Male	2	Blade	50 amps @ 12-24 volts	Off-On face plate
TS5		50 Amps	Male	3-On/Off/On	Mounting Hole 15/32"	Male	3	Blade/Screws	50 amps @ 12-24 volts	On-Off-On face plate
TS6		50 Amps	Female	3-On/Off/Momentarily On, D.P.D.I. Reversing Switch	Mounting Hole 15/32"	Male	3	Blade/Screws	50 amps @ 12-24 volts	On-normally, Off
TS7		35 Amps	Male	2-On/Off	Screw-in	Male	2	Blade/Screws	10amps @ 250 volts / 15amps @ 125 volts	On-Off-On face plate
TS8		15 Amps	Male	2-On/Off	Screw-in	Male	2	Blade/Screws	15 amps @ 6-12 volts	Off-On face plate
TS9		20 Amps @ 125volts/10 Amps @ 250 volts	Male	On/Off/Momentarily On, D.P.D.I.	Screw-in	Male	6	Blade/Screws	35 amps @ 12 volts	Momentarily on-Off-Momentarily on face plate
TS10		15 Amps @ 125 Volts/10 Amps @250 Volts/20 Amp @6/12/24 Volts	Male	3-On/Off/On	Mounting Hole 15/32"	Male	6	Blade/Screws	10 amps @ 250 volts / 15 amps @ 125 volts	On-Off-On face plate